

10th

INDIA LIVE

2019
MUMBAI

An Era of Emerging Technology

28th February - 3rd March



Program Information




www.indialivecardiology.com


INDIA LIVE 2019 MOBILE APP



Course Directors




Ashwin Mehta
Mumbai




Ashok Seth
New Delhi



Mathew Samuel
Chennai



Upendra Kaul
New Delhi



V K Bahl
New Delhi

Organising Committee



Ajit Desai
Secretary



S R Handa
Member



Nihar Mehta
Member



Rahul Chhabria
Member



Nikesh Jain
Member

Scientific Committee

Ajit Desai
Nihar Mehta

S R Handa
Rahul Chhabria

Nikesh Jain
Ruchit Shah

Maulik Parekh

Welcome

Dear Friends,

It all started in 2010 when a group of like-minded Pioneers came up with the idea of forwarding the knowledge of Interventional Cardiology to the next generation. The Interventional Cardiology Foundation of India was established.

This flagship organization is now a decade old and what a decade it has been! A decade of 'daring interventions' and a decade of 'dynamic innovations'.

It is with great pride that we invite you to the 10th India Live conference to be held at Mumbai from 28th Feb. to 3rd March 2019 (both dates inclusive).

Our focus will be on simplifying complex cardiology where we plan to go step by step from the basic to the most challenging cases. For this, we have organized a state-of-the-art scientific programme with complete emphasis on academics and education. We have handpicked our faculty which includes top Interventionalists from our country as well as global leaders.

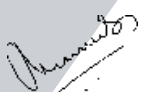
On 28th Feb. 2019, we will kick off the meeting with Fellows Course, since our primary focus is on young & upcoming Interventional Cardiologists to take the torch forward. The next 3 days (from 1st March to 3rd Mar. 2019), the focus will be on live cases - learning the steps, the hardware & troubleshooting in interventions.

We will focus on interventions in complex subsets like Left Main diseases, Bifurcation lesions, CTOs, calcified lesions, graft interventions and also focus on the structural interventions like TAVR, Mitral valve interventions, LAA Closures etc. We plan to include 31 Live cases, Live-in-Box sessions, where there will be stimulating and thread bare discussion on a selected topic.

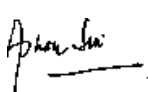
Please do come. Your participation is pivotal to the success of the entire conference. India Live is all about coming together to exchange the knowledge and improving our skills.

We look forward to welcoming you to the City of Dreams, Mumbai for India Live 2019!

Dr. A. B. Mehta
Course Director




A B Mehta
Mumbai



Ashok Seth
New Delhi



Mathew Samuel
Chennai



Upendra Kaul
New Delhi



V K Bahl
New Delhi

Course Directors

Organising Committee

Ajit Desai
Secretary

S R Handa
Member

Nihar Mehta
Member

Rahul Chhabria
Member

Nikesh Jain
Member

Course Co-Directors

Ajay Chaurasia

Ajay Mahajan

Ajit Desai

Ajit R Menon

Anand Rao

Anil Dhall

Anil Mishra

Arun Kalyansundaram

Balbir Singh

Brian Pinto

C G Bahuleyan

C N Makhale

C N Manjunath

Deepak Davidson

Dev Pahlajani

G R Kane

G Sengottuvelu

George Joseph

H M Mardikar

J J Dalal

J S Duggal

K Sarat Chandra

K Sivakumar

Lekha Pathak

M G Pillai

Manotosh Panja

N O Bansal

N Prathap Kumar

P C Rath

P K Goel

P K Sahoo

Prafulla G Kerkar

Praveen Chandra

Purvez Grant

Rajiv Bhagwat

Ravinder Singh Rao

Rony Mathew

S Ajit Mulasari

S R Handa

S Vijayakumar

Sai Satish

Sanjeeb Roy

Satyavan Sharma

Shirish M S Hiremath

Surya Prakasa Rao

Tejas M Patel

Uday Mahorkar

V Subhash Chandra

International Faculty

- Aaron Wong**, Singapore
Adnan Kastrati, Germany
Alberto Menozzi, Italy
Alexandre Abizaid, Brazil
Andreka Peter, Hungary
Antonio Colombo, Italy
Azeem Latib, Italy
Berhnard Meier, Switzerland
Bernard Chevalier, France
Bernardo Cortese, Brazil
Chuey Yan Lee, Malaysia
Damras Tresukusol, USA
Debabrata Dash, UAE
Eberhard Grube, Germany
Fam Jiang Ming, Singapore
Florim Cuculi, Switzerland
Ganesh Manoharan,
Belfast, United Kingdom
Geza Fontos, Hungary
Giovanni Esposito, Italy
Giulio Guagliumi, Italy
Giuseppe Tarantini, Italy
Goran Stankovic,
Belgrade, Serbia
H C Gwon, South Korea
Hans Figulla, Germany
Ichiro Hamanaka, Japan
Ivo Bernat, Czech
Jung Min Ahn, South Korea
Kamal Chitkara, UK
Kamaraj, Malaysia
Kenya Nasu, Japan
Max Amor, France
Mitchell W Krucoff, USA
Mohmed Abdel Wahab, Germany
Patrick Serruys, Netherlands
Raj Makkar, USA
Rajeev Lochan, Dubai
Rajesh Dave, USA
Rajiv Jauhar, USA
Renu Virmani, USA
Roxana Mehran, USA
Saibal Kar, USA
Sameer Kapadia, USA
Sameer Mehta, USA
Samin Sharma, USA
Sayan Sen, London, United Kingdom
Sripal Bangalore, USA
Suraj Rasanias, USA
Takashi Akasaka, Japan
Thierry Lefevre, France
Tian Hai Koh, Singapore
V J Karthikeyan, UK
Wei Chun Huang, Taiwan
Yuji Hamazaki, Japan

National Faculty

A B Gopalamurugan
A Sreenivas Kumar
Abhinav Gupta
Aftab Khan
Afzal Khan
Ajay Swamy
Ajit Bhagwat
Ajith Anantha Pillai
Akshay Mehta
Amal Kanti Sen
Amal Kumar Banerjee
Ameya Udyavar
Amit Chaurasia
Amit Sanghvi
Amit Vora
Anil Potdar
Anil Sharma
Animesh Mishra
Anjan Lal Dutta
Anjan Siotia
Ankur Gupta
Anmol Sonawane
Anniruddha Dharmadhikari
Arijit Kumar Ghosh
Arun Kumar Chopra
Arun Mohanty
Ashish Johari
Ashish Trivedi
Asish Kumar
Asit Shah
Atul Abhyankar
Atul Kasliwal
Atul Mathur
B C Kalmath
B C Srinivas
B G Muralidhara
B V Manjunath
Babu Ezhumalai
Barun Kumar
Bharat Dalvi
Bharat Shivdasani
Bhaskar Shah
Bhavesh H Roy
Bhavesh Vajifdar
Binayak Deb
Binoy John
Brajesh Kunwar
Byju Cheriya Kachery
C D Ramakrishna
C K Ponde
C Narasimhan
C V Patil
Charan Lanjewar
Chetan Shah
Chirag Seth
D Prabhakar
D S Chadha

D Seshagiri Rao
D Vinayakumar
Darshan Jhala
David Rozario
Dayasagar Rao V
Debdatta Bhattacharyya
Devang Desai
Dhanesh Kamekar
Dhiman Kahali
Dhiren Shah
Dhruva Sharma
Dinyar Daruwala
Dutta Shuvo
Edwin Francis
G Ratnaparkhi
G S Wander
Gaurav Verma
George Koshy
Gireesh Warawdekar
Girish M P
Girish Navasundi
H K Agarwal
H K Bali
Haresh Mehta
Hasmukh Ravat
Hetan Shah
Hitesh Shah
I Sathyamurthy
J C Mohan
J Ezhilan
J S Hiremath
Jaganmohan Tharakan
Jagdish Parikh
Jaspal Arneja
Jayesh Prajapati
Jimmy George
John Jose
Jyotirmaya Dash
K Jayanthi
K K Sethi
K Latchumanadhas
K R Balakrishnan
K S Sadanand
K Venugopal
Kajal Ganguly
Kaushal Chhatrapati
Kaustubh Vaidya
Kewal Goswami
Kirti Punamiya
Krishnan Calicut
L Sridhar
Lijo Varghese
M Khalilullah
M V Reddy
M Vishwanthan
Maddury Jyotsna
Madhu Paulose Chandy

Manoj Chopda
Manoj Mashru
Manoj Sarowa
Maulik Parekh
Mihir Tanna
Milan Chag
Milind Phadke
Mohan Nair
Mohit Gupta
Mridul Sharma
Mrinal Kanti Das
Mukund Deshpande
N K Mahesh
N N Khanna
N V Deshpande
Nagendra Chouhan
Nagesh Waghmare
Nakul Sinha
Naveen Garg
Naveen Jamwal
Nazir Juvale
Neil Bardoloi
Nihar Mehta
Nikesh Jain
Nikhil Parchure
Nimit Shah
Nitin Burkule
Nitin Gokhale
O P Yadava
P C Manoria
P Jagtap
P K Dash
P K Hazra
P L N Kaparthi
P Manokar
P Ramesh Babu
Pankaj Patel
Parag Barwad
Paresh Pai
Pavan Agrawal
Piyush Goenka
Prabhakar Shetty
Prabhu Halkati
Prakash Sanzgiri
Prakashvir Parikh
Pramod V Mundra
Prashant Mishra
Praveen Singh
Praveer Agarwal
Preeti Sharma
Pritesh Parekh
Priya Palimkar
R D Yadave
R J Manjuran
R Keshava
R Sivakumar
Rahul Chhabria

Rahul Gupta
Rahul Sheth
Rajeev Agarwal
Rajendra Kumar Gokhroo
Rajendra Kumar
Premchand
Rajesh Rajani
Rajesh Vijayvargiya
Rajiv Bajaj
Rajneesh Kapoor
Rajpal K Abhichand
Rakesh Varma
Rakesh Yadav
Raman Chawla
Ramdas Nayak
Ranjan Kumar Sharma
Ranjan Shetty
Rasheed Ahmed
Ravi Kalra
Ravi Kumar Aluri
Ravi Prakash
Ravikant Patil
Ravindranath Reddy
Rishi Sethi
Robin Pinto
Ruchit Shah
Rutvik Trivedi
S Arthanari
S C Manchanda
S C Munsu
S F Padaria
S M Ashraf
S Manoj
S Roychoudhary
S S Ramesh
S S Toshniwal
Sadanand Shetty
Safal Singh
Sameer Dani
Sameer Pagad
Sandeep Bansal
Sandeep Rane
Sanjay Chugh
Sanjay Kumar
Sanjay Mehrotra
Sanjay Porwal
Sanjay Tyagi
Sanjeev K Sharma
Santanu Guha
Saroj Mandal
Satyajeet Suryawanshi
Saurabh Mehrotra
Shahid Merchant
Shahrukh Golwalla
Shantanu Deshpande
Sharad Chandra
Shreenivas Reddy

Shuvanan Ray
Sidharth Dagli
Sinna Karuppiah
Snehal Kothari
Snehal Kulkarni
Soumitra Kumar
Sridhar Kasturi
Sriram Rajgopal
Subhash Chandra
Sudarshan Kumar Vijay
Sudhir Vaishnav
Suhas Hardas
Sujatha Vipperla
Sumanta Padhi
Sundeeep Mishra
Sunil Sathe
Sunil Wani
Sunip Banerjee
Surendra Soneji
Suresh Patted
Suresh Vijan
T R Murlidharan
T R Raghu
T S Kler
Tarun Madan
Thomas Alexander
Tilak lall
Uday Jadhav
Uday Khanolkar
Umeshwar Pandey
V Hariharan
V K Ajit Kumar
V K Shah
V Rajasekhar
V Ramakrishna Pillai
V T Shah
Vaibhav Dedhia
Venkat Goyal
Vidyut Jain
Vijay Bang
Vijay Kumar
Vijay Surase
Vijay Trehan
Vimal Someshwar
Vipul Roy
Vivek Gupta
Vivek Mandurke
Vivek Mehan
Viveka Kumar
Y V C Reddy
Yash Lokhandwala
Yunus Loya
Yusuf Kumble

Program Highlights

Learning from the live cases

Case based learning

How would I treat session

Advances in heart valve therapeutics

Fellows course basics of interventions

Step by step approach

Advance intervention therapeutics

Robotics in intervention

Learning the technique sessions

Live-in-box sessions

Focus on challenging subsets of coronary artery disease

Interesting Case Discussions

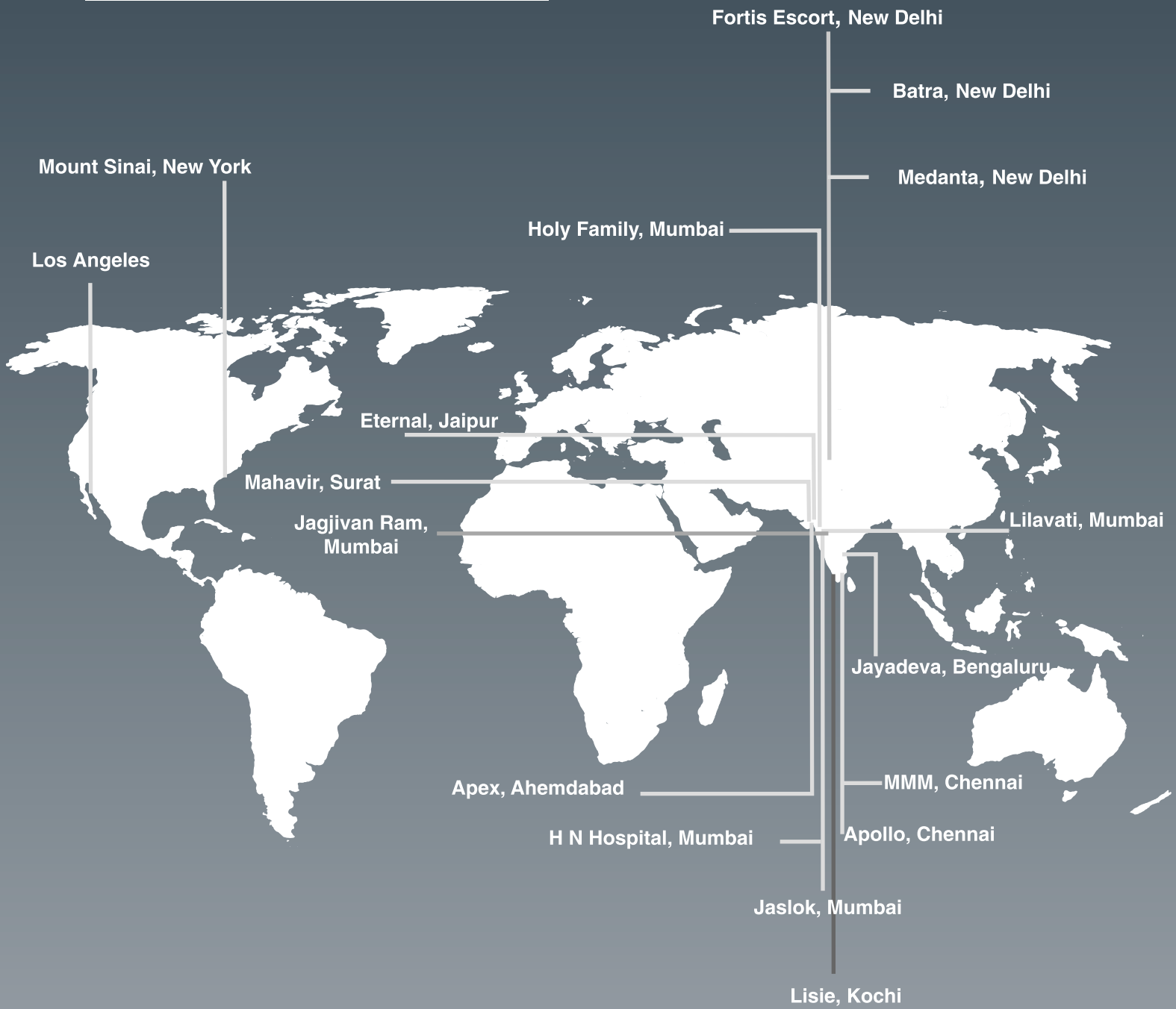
Endovascular and peripheral sessions

Meet the masters sessions

High risk PCI in high risk patients

Abstracts Presentation Session

Live Case Centers



**THURSDAY,
FEBRUARY 28, 2019**

HALL - A CORONARY

Introductory Session Ischemia Guided PCI

Session : Vascular Access

- Slenderizing Radial Access
- Radial vs Ulnar
- Optimal Femoral Access
- Complications of Vascular Access
- Closure devices

Session : Left Main Symposium

- Angiographic Evaluation of Left Main Lesion
- Concepts of CABG which an Interventional Cardiologist Should Know
- Approach to distal LMCA bifurcation lesion, which strategy is the strongest ?
- Imaging is a must in LM PCI Pros and Cons
- LMCA Trials : Conflict or Clarity ?

Session : PTCA With Hemodynamic Support

- Understanding Hemodynamics in the Cath Lab
- Understanding IABP
- Understanding ECMO
- Understanding Impella

Session : Radiation Protection

- Reducing Radiation in Cardiac Procedures

Session : Bifurcation Symposium

- Provisional stenting : Deliberate or default?
- Wiring & salvaging side branch
- Two Stent Technique - TAP & T
- Two Stent Technique - MiniCrush & DKCrush
- Two Stent Technique - Culotte Technique
- POT and REPOT
- Final Kiss, How & Why ?

Session : Rotational Atherectomy

- Approach to calcified lesions : Without Rotablation
- Salient Features in Technique : Rotablational Atherectomy
- Management of Rotablation Complications
- Atherectomy Devices in 2019

Session : Functional Angioplasty

- Noninvasive FFR QFR & CT FFR
- Practical Guide to FFR
- FFR in Special Subsets
- Optimization of PCI with IVUS
- OCT in Complex PCI

Session : Coronary Anomalies

- Anatomical Aspects
- Tricks for Guide Catheter selection & Engagement

Session : CTO Interventions

- Evaluation of a CTO Lesion
- Knowing your Hardware
- Antegrade approach Wiring techniques
- Retrograde approach for beginners

Session : Challenges in STEMI

- Hub and spoke model for STEMI in India
- Analysis of Guidelines for DAPT in ACS
- PAMI in Cardiogenic Shock
- Culprit vessel only versus complete Revascularization

Session : Coronary Complications

- Dissection and its Look alike
- Acute Thrombotic Closure
- Coronary Perforation : Management
- Contrast Induced Nephropathy
- Aortic dissection during Coronary Intervention
- Stent Thrombosis

Session : Structural Heart Disease

- Step by Step Approach to TAVR
- Step by Step Approach to BMV

**FRIDAY,
MARCH 1, 2019**

HALL - A CORONARY

Session : CTO Interventions : CCT @ India Live 2019

- *Why should I open the CTO*
- *My approach to stumpless CTO*
- *Newer devices in Retrograde approach 2019*
- *Complications in Retrograde connections - Septal, Epicardial & Grafts*



Live Case 1 : Jaslok Hospital & Research Center, Mumbai - Bifurcation



Live Case 2 : Fortis Escort Heart Insitute, New Delhi - CTO



Live Case 3 : Apex Heart Institute, Ahmedabad - Robotic



Live Case 4 : Lilavati Hospital & Research Center, Mumbai - Rotablation

Session : Key Note Address

- *Tips & Tricks to prevent and deal with complications during PCI*

Session : Imaging Basics and Beyond

- *IVUS*
- *OCT*



Live Case 5 : Apollo Hospital, Chennai - TAVR



Live Case 6 : Holy Family Hospital & Medical Research Center, Mumbai - Complex PCI

Session : India Live Guest Lecture

- *How the Trials of 2018 influenced my Practice*

Session : Bifurcation Symposium

- *My approach to Non Left Main Bifurcation Lesions*
- *Corelation of Imaging and Histopathology for optimizing Carina*
- *In-Stent Restenosis after Bifurcation Stenting*
- *Wiring techniques in complex side branch*
- *Importance of Imaging in Bifurcation Lesions*

Inauguration : Life Time Achievement Award Function



Live Case 11 : The Mount Sinai Hospital, New York - Impella



Live Case 12 : The Mount Sinai Hospital New York - Mitra Clip

**FRIDAY,
MARCH 1, 2019**

HALL - B STRUCTURAL

Session : Transseptal Intervention : Mitra Clip and LAA Closure Devices

- Patient selection for Mitra Clip
- Mitral Valve Disease - Are we Making Strides in Percutaneous Procedures ?
- Patient & Device Selection for LAA Closure
- Simultaneous LAA Closure With Structural Heart Procedures - Indications and Post Interventional Management



Live Case 7 : Apollo Hospital, Chennai - TAVR



Live Case 8 : Fortis Escort Heart Institute, New Delhi - MYVAL

Session : TAVR Complications

- Paravalvular Leak Management : How Much is Too Much
- PPM after TAVR : Early or Late ?
- Vascular Complications Post TAVR : Predict, Prevent, Prepare
- TAVR Valve POP Out
- Coronary Protection in TAVR : Step By Step Approach

Session : Endovascular Interventions

- Management of Type B Aortic Dissection (Acute/Chronic)
- Percutaneous Interventions in Takayasu Arteritis
- Endovascular Repair of Thoraco Abdominal Aortic Aneurysms
- Percutaneous Management of Post Renal Transplant Renal Artery Stenosis
- Interventions in Chronic Mesenteric Ischemia



Live Case 9 : Sri Jayadeva Institute of Cardiology, Bengaluru - BMV



Live Case 10 : Sri Jayadeva Institute of Cardiology, Bengaluru - LAA Closure

Session : Challenges in Balloon Mitral Valvotomy

- BMV for complex anatomy
- Transeptal Puncture : Technical Knowhow
- Complications of BMV

Session : Transcatheter Mitral Valve Replacement

Live in Box : Transcatheter Mitral Valve Replacement

Inauguration @ Hall A



Live Cases 11 & 12 @ Hall A

**FRIDAY,
MARCH 1, 2019**

**HALL - C
CORONARY**

Session : Coronary Physiology & Imaging

- *FFR Lessons learned from FAME & DEFER Trials*
- *IFR : Can Resting Indices obviate the need for Hyperemia*
- *FFR In Acute Coronary Syndrome*
- *Diagnostic and Prognostic performance of resting pressure derived indices of coronary physiology (resting Pd/Pa, IFR, DPR, RFR and DFR)*
- *IVUS What numbers do I need to know ?*
- *Facts & Artifacts of OCT*
- *Pitfalls in Imaging Techniques*

Session : STEMI - Challenging Subsets

- *Improving outcomes in STEMI*
- *How is it different from routine PCI*
- *Pharmaco therapy during STEMI*
- *Role of Imaging in STEMI*
- *STEMI Subsets*
- *Late Presentation in STEMI*
- *High Thrombus Burden*
- *STEMI in Calcified Vessels*
- *Insight into Spontaneous Coronary Dissection*

Session : Calcified Lesions

- *Selecting the Optimal Debulking Strategy*
- *Rotablation the other Side of the coin*
- *Live in Box : Orbital Atherectomy*
- *Session : Bifurcation Symposium*
- *Resurgence of Culotte Technique*
- *DK Crush - An Ultimate Strategy ?*
- *POT or Kissing Balloon Inflation - Complimentary or Competitive*
- *FFR in Bifurcation Lesions*
- *OCT guided Bifurcation PCI*

Session : In Stent Restenosis

- *Pathophysiology Neointimal Proliferation and its Clinical Implications*
- *Imaging in ISR : Guiding the Decision*
- *Is Debulking Necessary in ISR*
- *Drug Eluting Balloon in ISR*
- *Treatment Strategies for ISR*

Session : Women Interventional Cardiologist Session

- *Status of CAD in Women*
- *Interventional Management - A Different Approach for Women*
- *Intervention in Pregnancy*
- *Journey of Women Cardiologists*

**FRIDAY,
MARCH 1, 2019**

HALL - D

Case Presentation

660 Cases Submitted to India Live are being evaluated by experts and selected cases will be presented under the following headings:

STEMI

Imaging

Calcified Lesion

Complications

Meet the Master

Graft/Small Vessel

Paediatric Intervention

Peripheral Intervention

**SATURDAY,
MARCH 2, 2019**

HALL - A CORONARY

Session : Emerging Technologies

- OCT without contrast
- Renal BRS
- HVADs

Session : Antiplatelets - A Double Edged Sword

- Non-Cardiac Surgery after recent PCI
- STEMI within hours of Non Cardiac Surgery
- Triple Anti Thrombotic Therapy
- Management of Antiplatelet Drug Resistance
- Optimal therapy for High Bleeding Risk Patients : Where do we Stand ?



Live Case 13 : Batra Hospital & Research Center, New Delhi - Multivessel PCI



Live Case 14 : Madras Medical Mission, Chennai - Bifurcation



Live Case 15 : Jaslok Hospital & Research Center, Mumbai - CTO



Live Case 16 : GB Pant Hospital, New Delhi - CTO

Session : Graft Interventions

- Embolic Protection Devices in SVG interventions
- SVG Interventions - Dos & Dont's
- Graft Intervention versus Native Vessel Revascularization
- LIMA Intervention
- Acute Graft Closure after CABG Surgery



Live Case 17 : Jagjivan Ram Hospital, Mumbai - LMCA



Live Case 18 : Batra Hospital & Research Center, New Delhi - Left Main / Graft

Session : India Live Guest Lecture

- Tailormade Decision Making for Surgical or Percutaneous Revascularization Based on Non Invasive Imaging and Comorbidities

Session : Rotational Atherectomy

- Rotablation in Bifurcation
- Rotablation in LV Dysfunction
- Rotablation in LMCA
- My Best and Worst Rotablation Case

Session : Key Note Address

- Coronary Stent Saga

Session : Stenting Solutions

- Bioresorbable Polymer DES - The Way Forward ?
- TALENT Trial
- Small Vessel Stents : Worth it or Worthless
- Bioresorbable Scaffold needs to come back
- Ultrathin strut DES : Setting New Standards in Clinical Outcomes

Session : Key Note Address

- The Year 2018 in Intervention Cardiology

Session : Radial Access and Beyond

- Difficult Radial Approach - Tips & Tricks
- Snuff Box Approach
- Sheathless Radial Interventions
- Ultrasound Guided Punctures
- Femoral Rather than Radial Access

**SATURDAY,
MARCH 2, 2019**

HALL - B STRUCTURAL



Live Case 19 : The Cedars-Sinai Medical Center, Los Angeles - Mitra Clip

Session : TAVR Symposium

- Emerging transcatheter access sites : transcaval and trans axillary
- TAVR in Special Subsets
- Low Flow Low Gradient AS
- Cardiogenic Shock Emergency TAVR
- TAVR in CKD
- Late and very late complications of TAVR

Session : India Live Guest Lecture

- CAVI : Caval Valve Implantation

Session : Transcatheter Mitral Valve Intervention : Indian Experience

- Mitra Clip : Early Experience
- Indian Experience of TMVR

Session : Interventions in Hypertrophic Cardiomyopathy

- Patient Selection and Procedural Pearls of Intervention in HCM



Live Case 20 : Jagjivan Ram Hospital, Mumbai - Peripheral



Live Case 21 : Madras Medical Mission, Chennai - Peripheral

Session : Peripheral Interventions

- SFA Disease in the Era of DEB - Have we reached the destination
- BTK Disease : Tips & tricks for better outcome
- Recent advances in management of Post Thrombotic Syndrome
- No stent Zones : Is atherectomy with DEB the answer in Peripheral Interventions

Debate

- Long Segment SFA Disease : Best Treatment Strategy is Surgery
- Long Segment SFA Disease : Best Treatment Strategy is Endovascular
- Rebuttal I



Live Case 22 : Medanta, New Delhi - TAVR



Live Case 23 : Jaslok Hospital & Research Center, Mumbai - Complex PCI / CTO

Session : TAVR Symposium

- TAVR in Bicuspid Aortic Valve : Evaluation, Planning and Procedural tips & tricks
- Importance of Hemodynamics in TAVR Valve detection
- Balloon Expandable versus Self Expanding Valves: Tailored Selection
- Minimalist TAVR with a Single Femoral Vascular Access.
- Valve-in-Valve TAVR : Technical Know how

Session : Endovascular Interventions

- TEVAR / EVAR management - Are we pushing too far
- Carotid Stenting : Underused or Abused ?
- Subclavian artery stenosis/occlusion do we treat all ?

Session : Transcatheter Valve Therapeutics

- Percutaneous Pulmonary Valve Implantation
- Novel Innovations in Transcatheter Therapies for all Heart Valves

Session : Peripheral Interventions

- Live in Box Lower Limb Interventions
- Acute Limb Ischemia
- Role of Endovascular Interventions in DVT & Acute PE

**SATURDAY,
MARCH 2, 2019**

HALL - C CORONARY

Session : Case Based Learning of Coronary Complications

- Radial Access Complication
- Acute Vessel Closure
- Coronary Perforations : Prevention is Better than Cure
- Aorto Ostial Dissection - Management
- Slow flow - No Reflow
- Dislodgement Retrieval : Hardware Heroics
- Retroperitoneal Haematoma : Management
- Stent Fractures

Session : Special Situation in PCI

- Zero contrast PCI for patients with advanced CKD
- PCI in Patients with Bleeding Disorders
- PCI following Acute Stroke
- Choosing between Revascularization versus Medical Therapy for patients with advanced CKD and CAD

Session : Assisted PCI

- Live in BOX : High Risk PCI with Impella
- IABP Troubleshooting
- High Risk PCI : Beyond IABP & Impella

Session : Left Main Intervention

- My Approach to Left Main Trifurcation Lesions
- Should DK Crush be the Default Strategy in LMCA ?
- Current Status of CABG in LM Disease
- Integrated Use of FFR and IVUS in LM PCI

Session : Multivessel and Small Vessel PCI

- How Small is too Small ? DEB versus Small Stent
- Multivessel PCI : In mild to Moderate Kidney Disease
- Multivessel PCI : When should you stage it ?

Session : Rotational Atherectomy : Special Subsets

- Rotablation in Tortuous Lesions
- Rotablation in Ostial Lesions
- Rotablation in Distal Lesions
- Off Label Indications of Rotablation

Session : CTO Intervention

- Angiographic Evaluation of CTO Lesion
- Approach to Failed CTO Undilatable Lesion
- Undilatable, Noncrossable CTO - Tips & Tricks
- IVUS Guided CTO PCI

Session : Excimer Laser Coronary Atherectomy (ELCA)

- Live in Box : Excimer Laser Coronary Atherectomy
- Indian Experience with ELCA

Session : EuroPCR @ India Live 2019

- Live in Box : Bifurcation Lesions

Session : Dynamic Debates

Debate 1

- We should Revascularize all Ischemic Lesion during STEMI : Proponent
- We Should Revascularize Culprit and other Ischemic Lesions during STEMI : Opponent
- Rebuttal I

Debate 2

- Imaging is always Necessary in Coronary Intervention
- Imaging is not always Necessary in Coronary Intervention
- Rebuttal I

**SATURDAY,
MARCH 2, 2019**

HALL - D

Case Presentation

660 Cases Submitted to India Live are being evaluated by experts and selected cases will be presented under the following headings:

Anomalous

Bifurcation

Complications

Meet the Masters

Left Main

CTO

Structural

**SUNDAY,
MARCH 3, 2019**

**HALL - A - CORONARY
HALL - B - STRUCTURAL
HALL - C - CORONARY**

HALL A - CORONARY

Top 6 CD Presentations (12 + 3 min)

-  **Live Case 24 : Sir H N Reliance Foundation Hospital & Research Center, Mumbai - Bifurcation**
-  **Live Case 25 : Lisie Hospital, Kochi - LM / Bifurcation**
-  **Live Case 26 : Lisie Hospital, Kochi - CTO**
-  **Live Case 29 : Medanta, New Delhi - Complex PCI**


Session : Multivessel PCI


- Multivessel PCI beyond syntax Score
- FFR Fallacies
- AUC Criteria for Multivessel CAD for PCI vs CABG
- Importance of CFR : Is it being underestimated ?


HALL B - STRUCTURAL

Session : TAVR Symposium

- Novel Transcatheter Heart Valves
- Combined Aortic Stenosis and Coronary Artery Disease : Management
- TAVR & Patient Prosthesis Mismatch -
- Importance of Imaging : Before, During & After TAVR
- Embolic Protection Devices in TAVR -
- Prevention and Treatment of THV Leaflet Thrombosis
- Current Status of TAVR : 2019 & Beyond
- My Best & Worst Case of TAVR

 **Live Case 28 : Mahavir Hospital, Surat - Complex PCI**

 **Live Case 29 : Eternal Hospital, Jaipur - TMVR**

 **Live Case 30 : Sir H N Reliance Foundation Hospital & Research Center, Mumbai - CTO**

 **Live Case 31 : Eternal Hospital, Jaipur - Rotablation**

Session : India Live Guest Lecture

TAVR for Low Risk Cases : A Durable Option

Session : Tricuspid Valve Interventions

Live in Box : Tricuspid Valve Interventions

HALL C - CORONARY

Top 6 Abstract Presentations (12+3 min)

Session : CTO Interventions

- Special Microcatheters - Use in CTO
- Retrograde Collateral Wiring : Septal & Epicardial
- Live in Box : Retrograde CTO

Session : Challenges in Calcified Lesions

- Balloons in Calcified Lesions
- Cutting / Scoring Balloons
- Use of very high pressure balloons
- Lithotripsy Balloon
- How IVUS/OCT changed my strategy in PCI
- Trans radial Intervention in Calcified Lesion

Session : Origins, Curves and Bulges

- Anomalous Origin of Coronaries : Hardware Selection
- Managing the Curves : Tortuous Vessels
- Managing the Bulges : Aneurysms and Ectasias

Session : How Would I Treat

- Case Presentation
- How Would I Treat?
- How Did I Treat

VALEDICTORY FUNCTION

D I A M O N D



ABBOTT

SAHAJANAND MEDICAL TECHNOLOGIES

BOSTON SCIENTIFIC

ENVISION SCIENTIFIC

P L A T I N U M

Medtronic


Meril Life Sciences

G O L D

Sun Pharma

Torrent pharma

Eris Pharma



S I L V E R

Biotronik
Philips
Veiva Scientific
Novartis
Translumina Therapeutics

B R O N Z E

Astrazeneca
Dr Reddys
Innvolution Healthcare
Glenmark
Terumo
USV
Edward Sapien
Corindus
Lupin

C O P P E R

Emcure Pharma
Lancer Technologies
Asahi Intecc
Boehringer Ingelheim
Allengers Medical Systems Ltd
IPCA Lab
Lepu Medical
MicroLabs Ltd

W E L L W I S H E R S

Intas Pharma
Siemens
Cipla
Horizon Health Solutions
Polyphenolia
Biosensors

India Live 2019 Renaissance Mumbai Floor Plan



THANK YOU FOR 50+ YEARS OF TRUST



1968 - 1st Full Line of "Pre-shaped" Judkins Catheters

1974 - 1st Sheath Introducer with Hemostasis Valves



1991 - 1st FDA Approved Iliac Stent. **PALMAZ® Stent**



1990 - 1st PTCA Balloon Utilizing Nylon

1994 - 1st FDA Approved Coronary Stent in the U.S. **PALMAZ-SCHATZ® Stent**



1999- 1st Randomized Trial Comparing Stenting with CABG

1999 - 1st FDA Approved Nitinol Stent. **S.M.A.R.T.® Stent**

2002- 1st FDA Approved Renal Stent. **PALMAZ® Stent**



Cordis
A Cardinal Health company


2003 - 1st FDA Approved Drug-eluting Stent. **CYPHER® Stent**



2004 - 1st Carotid Stent System Recommended by FDA Panel. **PRECISE® Stent**

2012 - 1st FDA Approved Nitinol Stent for Both SFA and Iliac. **S.M.A.R.T.® Stent**

2013 - Acquires Flexible Stenting Solutions, Inc. **S.M.A.R.T. FLEX® Stent**



2015 - Acquired by Cardinal Health™

105-0829 20558 10115

For more information contact:
Cardinal Health India, 701 B Wing, Supreme Business Park, Hiranandani Gardens, Powai, Mumbai 400076.
Tel. No. +91 22 4238 9277. Email ID : g-cordisindia@cardinalhealth.com


CardinalHealth
Essential to care™

Dr. A B Mehta

Course Director - India Live Cardiology
Director of Cardiology - Jaslok Hospital and Research Centre
Pedder Road
Mumbai 400026
Tel: 022-23522027
E-mail: abmehta@indialivecardiology.com